



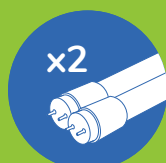
COOL DAYLIGHT
6000-6500K




DIFFUSED
LIGHT

4ft Diffused - Dual Batten

- Light white powder coated steel body
- 0.5mm pressed metal construction
- Quality acrylic diffuser
- Large size terminal blocks, easy to fit cable
- 2 years warranty on the complete fitting
- Nickel-cadmium battery (NiCad) 1500mAh 7.2V



DUAL BATTEN



T8 2X 16W LED
LIGHT SOURCE



COOL DAYLIGHT
6000-6500K



STURDY STEEL
CONSTRUCTION



ENERGY
SAVING



REDUCED
CONSUMPTION



> 50,000
HOURS*
NiMH BATTERY



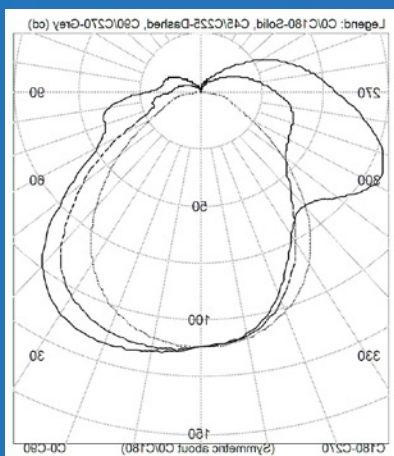
2 YEAR
WARRANTY*

TEST DATA

EFSBLD36



DIMENSIONS: W1235 X D108 X H70MM



Emergency Classification

C0	D50
C90	C63
C180	D63

Performance Summary

LUMINOUS FLUX	3961M
LUMINAIRE POWER	4.26W
LUMINOUS EFFICACY	93.1lm/W

Classifications

C0 Plane represents: C0	C90 Plane represents: C90, C270	C180 Plane represents: C180
A100	A100	A100
B100	B100	B100
C100	C63 (13.5M)	C80
D50 (19.4M)	D16	D63 (21.1M)
E100	E40	E50

EzyFit 2 x 16 W 1200 mm LED Batten. Folded/welded metal base with white finish, extent ~ 1232 x 104 x 45 mm deep. Wrap around prismatic diffuser retained by metal end-caps forms luminous 1206 x 105 x 50 mm deep. Two LED 16W LED tubes centred 53 mm apart and 20 mm below reflector. Two Min Hua Electric "208030360586" AC170-265V 50Hz electronic drivers. Tested at 6.95 Vdc. For full product details please contact EzyFit.

SPECIFICATIONS SUBJECT TO CHANGE WITHOUT NOTICE.
*WARRANTY FOR COMPLETE FITTING ONLY

Bold entries represent the classification yielding the maximum spacing between luminaires as ranked by Tables 5.1-5.5 of AS2293.3 2005 Part 1 when mounted at a height of 2.7m. Spacing distance is bracketed. For the ranking and spacing distance of luminaires mounted at other heights, refer to tables 5.1-5.5

